




Deck Rail Chairs



750mm Joinable Bar Chair System for Robust Slab Reinforcement and Formwork Precision

Deck Rail Chairs are high-performance plastic deck rail spacers designed to streamline reinforcement positioning in slab-on-ground and formwork applications. This continuous bar chair ensures stability and efficient concrete flow while complying with AS/NZS 2425:2015 standards.

Key Features & Benefits

- ▶ 750mm continuous bar chair spacer for wide coverage
- ▶ Fully joinable bar chair system – secure clip-lock design
- ▶ Supports slab mesh as a slab reinforcement chair
- ▶ Pointed feet reduce contact on formwork
- ▶ Leg spacing allows efficient concrete pour
- ▶ Engineered to comply with AS/NZS 2425:2015
- ▶ Ideal for formwork, rebar support spacer, or concrete bar chair rail use
- ▶ Available in heights from 25–100mm (in 5mm increments)
- ▶ Optional bases for enhanced stability on soft surfaces
- ▶ UV-stabilised, recyclable plastic

SPECIFICATIONS:

Product Code	Description	Bag Qty	Pallet Qty
101465	Bar Chair Deck Rail 25mm x 750mm	25	2000
111192	Bar Chair Deck Rail 30mm x 750mm	25	2000
105094	Bar Chair Deck Rail 35mm x 750mm	25	1500
105848	Bar Chair Deck Rail 40mm x 750mm	25	1500
101466	Bar Chair Deck Rail 45mm x 750mm	25	1500
101467	Bar Chair Deck Rail 50mm x 750mm	25	1000
111478	Bar Chair Deck Rail 55mm x 750mm	25	1000
107382	Bar Chair Deck Rail 60mm x 750mm	25	1000
101468	Bar Chair Deck Rail 65mm x 750mm	25	1000
109708	Bar Chair Deck Rail 70mm x 750mm	25	1000
101469	Bar Chair Deck Rail 75mm x 750mm	25	1000
109709	Bar Chair Deck Rail 90mm x 750mm	25	550
105038	Bar Chair Deck Rail 100mm x 750mm	25	500
101470	Deck Rail Base 740mm x 90mm	50	150

[FREE QUOTE](#)

[▶ CONTACT US](#)